

Weatherization Field Trip Training JLHCA Board of Directors – April 22, 2022



As part of the JLHCA Board of Directors Annual Training, members are on the way to see a Weatherization Project that was completed in Johnston County. This will allow Board Members to view, observe and understand various aspects of the Weatherization Program.




Mr. Wayne Bodrick, Weatherization Program Director, explains the process in which the Vapor Barrier is installed in the home's crawl space area.



Here, some Board of Director Members are viewing the Vapor Barrier inside the weatherized home's crawl space area.



Sealed Vapor Barrier



Mr. Bodrick shows where the T&P or pop-off valve is located on the outside of water heater closet.



Pictured above is Hot Water Heater and Insulation that was completed by the Weatherization Team.



Staff member is observing the Hot Water Heater and Insulation.



Mr. Bodrick explains to Board Members and Staff present about Blower door testing which is used to quantify and locate air leakage by using a calibrated fan to depressurize the home.



Mr. Bodrick explains how the Attic Box seals off the bad air from the good air inside the home.



Mr. Bodrick removes the register, revealing the duct sealing.



Duct Sealing view from above




Blower Door tests can be conducted before and after air sealing to determine the effectiveness of the Weatherization Team's work.




Johnston-Lee-Harnett Community Action Board of Director Members and Staff pose for a picture with the Weatherization Client.



Blower Door View from Outside of Client's Weatherized Home.



Mr. Bodrick recaps the visit and asked if there are any further questions concerning the Weatherization Project.



Thank you to the Bus Driver who took us on our Weatherization Field Trip/Training!